

**KAKU**

上海卡固電氣設備有限公司  
Shanghai KAKU Electric Equipment Co., Ltd.  
地址: Add: 上海外灘上海路911號 (廣東東方大樓2605A)樓 200030  
20F, 6841, 11, 2601 Xietu Rd, Shanghai 200030  
電話 / Tel: 86-21-6426-2122 6426-0133 6426-0134  
傳真 / Fax: 86-21-6426-2244  
E-mail: kakuh@online.sh.cn

臺灣卡固科技有限公司  
Taiwan KAKU Technology Co., Ltd.  
地址: Add: 臺北南港區新港路70號15樓7樓  
7F, No. 15, 163 Xinyi Rd, Banqiao, Taiwan, Xinbei District  
電話 / Tel: 886-2-8951-8844  
傳真 / Fax: 886-2-8951-4760  
E-mail: kakuh522@pchome.com.tw

韓國卡固貿易株式會社 (주) 한국카우무어  
Korea KAKU Trading Co., Ltd.  
서울시 강남구 가산동 345-90 한라시그라힐러 1609호 (133-706)  
Tel: 02-861-0632 0631 0630  
Fax: 02-861-0131  
E-mail: koreakaku@naver.com

www.shKAKU.com

# 卡固電設

KAKU Electric Equipment



new **EC** 軸流系列



綠色·節能·環保·智能  
改造自動控制系統的世紀先驅

LOW POWER  
CONSUMPTION

RoHS CE IP54  
14.03.01 (11.2016.02)

**KAKU** KAKU

  
ENERGY SAVER GLOBAL VOLTAGE

全新 EC 軸流系列



KAKU®

### 全球首推——卡固全新EC節能高效型軸流風扇

The world's most high performance EC axial cooling fan

- 全球通用電壓 100~240VAC
- 省電&節能
- 綠色&環保
- 智能信號反饋 RD, Tach, FG, PWM (可選)
- 超大風量&更長壽命
- 清涼&高效

Global volt input available 100~240VAC  
Energy-saving & low power consuming  
Environmental protection  
Designed with optional features: RD, Tach, FG, PWM function  
Super air flow & longer service life  
Green & effective

**3 Watts**  
Is enough for us!  
3瓦對我們來說已經足夠

獲取多項專利技術的全系列 EC 節能型風扇歷經 5 年艱辛研發以及市場發酵，獲得了海內外各領域客戶的一致的信賴與選用。該系列 EC 風機突破了傳統 AC 風機能耗大、風量受局限、無功能訊號反饋的瓶頸，使您自動控制系統更節能、更高效、更智能！該系列風扇已經吸引眾多全世界知名企業以及風機製造商 (OEM)，經銷商前來參觀和洽談。為了我們共同賴以生存的地球，也許我們可以做的更多！

Obtain a number of patents for the technologies of EC axial fan series after 5 years of pains taking R&D and marketing expansion, has finally obtained the consistent trust and chosen by customers in various fields at home and abroad. The EC fans break through traditional AC fan energy consumption, air flow limitations, without features of RD, Tach, FG, PWM function, which give more efficient solution in your automatic control system. The new type EC fan has attracted many world famous company and fan dealers to come to visit and negotiate. For our earth where we are living, perhaps we can do more!

### 降低能耗 LOWER POWER CONSUMPTION

能耗最高可降低70% The highest energy consumption can be reduced by 70%

卡固全系列 EC 軸流風機在 AC 交流入力且不犧牲風量的前提下，大大降低功率，通過 EC 電子馬達，大大提升了功效。

KAKU EC axial fans which are low power consumption offer significantly efficiency through EC motors with AC input and no change with the air flow.

能耗對比圖 Power Consumption Comparison



### 全球通用電壓適用 GLOBAL INPUT VOLTAGE

簡化您對風機電壓的要求 Simplify your fan requirements

部分型號適用全球通用電壓 90VAC~264VAC, 可滿足您對電壓的不同要求，也可以避免因電壓波動造成的風機冷卻性能的影響。  
Part of Models with Global Input Voltage offer consistent fan performance throughout a wide input voltage range of 90VAC ~ 264VAC. Eliminate concerns of diminished fan cooling performance due to unstable input power.

看似平凡的外表下  
有一顆綠色的“心”

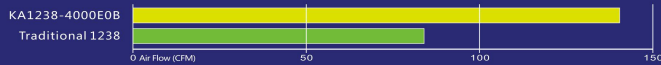
### 冷卻性能之提升 IMPROVED PERFORMANCE

超大風量滿足不同的冷卻需求 Increase your cooling capacity with higher airflow

在相同尺寸下，具有比傳統AC風機更強勁的冷卻效果和風量，可以大大降低櫃內溫升，提高系統效率延長壽命。

Low Power Consumption models offer higher airflow performance compared to standard AC fan models in the same package size. Increasing your airflow performance can reduce your operating temperature, improve system efficiency and/or prolong the life of your application.

風量對比圖 Maximum Airflow Performance Comparison (120x120x38mm)

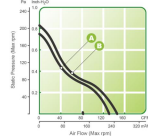



### EC-1238 series

(120 x 120 x 38 mm)

4.72 x 4.72 x 1.50 inch

Construction: magnesium alloy frame & impeller  
 Bearing option: ball bearing  
 Connection: Terminal (suit with 0.5 x 3 x 7mm PTH) or Lead wire (suit with 22AWG 1007H Wire)  
 Frame: Flanged  
 Protection: EP



參數表 Specification

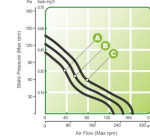

| Model            | Rated Voltage | Freq. | Current   | Power | Speed | Air Flow | Max. Static Pressure | Sound Noise | Weight |
|------------------|---------------|-------|-----------|-------|-------|----------|----------------------|-------------|--------|
|                  | V             | Hz    | A         | W     | RPM   | CFM      | inch                 | dBA         | g      |
| KA1238-400028MFL | 100-240       | 50/60 | 0.09-0.23 | 16    | 4500  | 121      | 0.73                 | 60          | 395    |
| KA1238-500028MFL | 100-240       | 50/60 | 0.11-0.41 | 22    | 5000  | 146      | 0.83                 | 64          | 395    |

### EC-12038 series

(120 x 120 x 38 mm)

4.72 x 4.72 x 1.50 inch

Construction: magnesium alloy impeller & frame  
 Bearing option: ball bearing  
 Connection: Terminal (suit with 0.5 x 3 x 7mm PTH) or Lead wire (suit with 22AWG 1007H Wire)  
 Frame: Flanged  
 Protection: EP  
 Options: Designed with optional features  
RO-TachVFG-PWM function



參數表 Specification

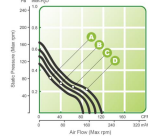

| Model            | Rated Voltage | Freq. | Current   | Power | Speed | Air Flow | Max. Static Pressure | Sound Noise | Weight |
|------------------|---------------|-------|-----------|-------|-------|----------|----------------------|-------------|--------|
|                  | V             | Hz    | A         | W     | RPM   | CFM      | inch                 | dBA         | g      |
| KA1238-200028MFL | 100-240       | 50/60 | 0.08-0.23 | 10    | 2000  | 728      | 0.43                 | 53          | 490    |
| KA1238-300028MFL | 100-240       | 50/60 | 0.10-0.32 | 15    | 3200  | 146      | 0.49                 | 56          | 490    |
| KA1238-300028MFL | 100-240       | 50/60 | 0.13-0.43 | 22    | 3600  | 164      | 0.55                 | 60          | 490    |

### EC-1238/BMC series

(120 x 120 x 42 mm)

4.72 x 4.72 x 1.65 inch

Construction: P.B.T frame & impeller  
 Bearing option: ball bearing  
 Connection: Lead wire (suit with 22/26AWG 1332H Wire)  
 Frame: Flanged  
 Protection: EP  
 Options: Designed with optional features  
RO-TachVFG-PWM function



參數表 Specification

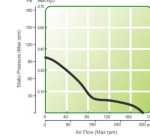

| Model            | Rated Voltage | Freq. | Current   | Power | Speed | Air Flow | Max. Static Pressure | Sound Noise | Weight |
|------------------|---------------|-------|-----------|-------|-------|----------|----------------------|-------------|--------|
|                  | V             | Hz    | A         | W     | RPM   | CFM      | inch                 | dBA         | g      |
| KA1238-300028MCL | 100-240       | 50/60 | 0.10-0.16 | 4.6   | 2800  | 82       | 0.46                 | 45          | 400    |
| KA1238-300028MCL | 100-240       | 50/60 | 0.04-0.09 | 5.5   | 3200  | 94       | 0.53                 | 48          | 400    |
| KA1238-300028MCL | 100-240       | 50/60 | 0.05-0.13 | 7.7   | 3600  | 105      | 0.59                 | 52          | 400    |
| KA1238-400028MCL | 100-240       | 50/60 | 0.08-0.23 | 11.0  | 4000  | 117      | 0.68                 | 56          | 400    |

### EC-13538 series

(135 x 135 x 38 mm)

5.31 x 5.31 x 1.50 inch

Construction: magnesium alloy frame & P.B.T impeller  
 Bearing option: ball bearing  
 Connection: Terminal (suit with 0.5 x 3 x 7mm PTH) or Lead wire (suit with 22AWG 1007H Wire)  
 Frame: Flanged  
 Protection: EP  
 Options: Designed with optional features  
RO-TachVFG-PWM function



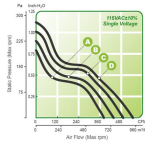
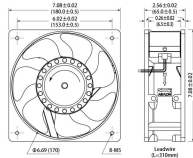
參數表 Specification

| Model            | Rated Voltage | Freq. | Current   | Power | Speed | Air Flow | Max. Static Pressure | Sound Noise | Weight |
|------------------|---------------|-------|-----------|-------|-------|----------|----------------------|-------------|--------|
|                  | V             | Hz    | A         | W     | RPM   | CFM      | inch                 | dBA         | g      |
| KA1358-200028MFL | 100-240       | 50/60 | 0.12-0.46 | 21    | 2000  | 183      | 0.39                 | 58          | 410    |

EC-1806 series

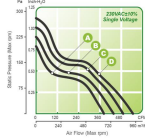
(180 x 180 x 65 mm)  
7.08 x 7.08 x 2.56 inch

Construction: magnesium alloy impeller & frame  
 Bearing option: ball bearing  
 Connection: Terminal (suit with 0.5 x 3 x 7mm P/N) or Lead wire (suit with 18AWG 132M Wire)  
 Frame: flanged  
 Protection: EP  
 Options: Designed with optional features □RD □Tach.FG □PWM function



參數表 Specification

| Model              | Rated Voltage V | Freq Hz | Current A | Power W | Speed RPM | Air Flow CFM | Min. Static Pressure Pa | Sound Noise dBA | Weight g |
|--------------------|-----------------|---------|-----------|---------|-----------|--------------|-------------------------|-----------------|----------|
| KA1806-300E2BMT(L) | 115             | 50/60   | 0.43      | 32      | 2000      | 352          | 0.79                    | 61              | 1430     |
| KA1806-300E1BMT(L) | 115             | 50/60   | 0.63      | 46      | 3200      | 437          | 0.90                    | 65              | 1430     |
| KA1806-300E2BMT(L) | 115             | 50/60   | 0.85      | 65      | 3600      | 491          | 1.01                    | 69              | 1430     |
| KA1806-400E1BMT(L) | 115             | 50/60   | 1.20      | 93      | 4000      | 546          | 1.12                    | 73              | 1430     |



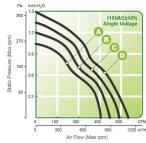
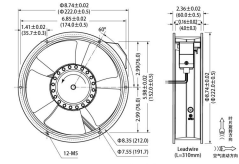
參數表 Specification

| Model              | Rated Voltage V | Freq Hz | Current A | Power W | Speed RPM | Air Flow CFM | Min. Static Pressure Pa | Sound Noise dBA | Weight g |
|--------------------|-----------------|---------|-----------|---------|-----------|--------------|-------------------------|-----------------|----------|
| KA1806-300E2BMT(L) | 230             | 50/60   | 0.22      | 30      | 2000      | 352          | 0.79                    | 61              | 1430     |
| KA1806-300E1BMT(L) | 230             | 50/60   | 0.32      | 46      | 3200      | 437          | 0.90                    | 65              | 1430     |
| KA1806-300E2BMT(L) | 230             | 50/60   | 0.43      | 64      | 3600      | 491          | 1.01                    | 69              | 1430     |
| KA1806-400E1BMT(L) | 230             | 50/60   | 0.60      | 90      | 4000      | 546          | 1.12                    | 73              | 1430     |

EC-2206 series

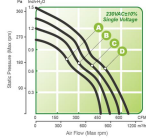
(222 x 60 mm)  
8.74 x 2.36 inch

Construction: magnesium alloy impeller & frame  
 Bearing option: ball bearing  
 Connection: Terminal (suit with 0.5 x 3 x 7mm P/N) or Lead wire (suit with 18AWG 132M Wire)  
 Frame: flanged  
 Protection: EP  
 Options: Designed with optional features □RD □Tach.FG □PWM function



參數表 Specification

| Model              | Rated Voltage V | Freq Hz | Current A | Power W | Speed RPM | Air Flow CFM | Min. Static Pressure Pa | Sound Noise dBA | Weight g |
|--------------------|-----------------|---------|-----------|---------|-----------|--------------|-------------------------|-----------------|----------|
| KA2206-300E2BMT(L) | 115             | 50/60   | 0.32      | 22      | 2000      | 456          | 1.04                    | 63              | 1250     |
| KA2206-300E1BMT(L) | 115             | 50/60   | 0.45      | 32      | 3200      | 521          | 1.20                    | 66              | 1250     |
| KA2206-300E2BMT(L) | 115             | 50/60   | 0.60      | 44      | 3600      | 586          | 1.34                    | 69              | 1250     |
| KA2206-400E1BMT(L) | 115             | 50/60   | 0.81      | 61      | 4000      | 651          | 1.49                    | 72              | 1250     |



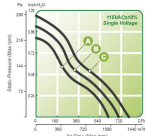
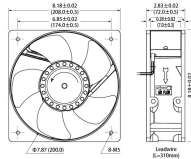
參數表 Specification

| Model              | Rated Voltage V | Freq Hz | Current A | Power W | Speed RPM | Air Flow CFM | Min. Static Pressure Pa | Sound Noise dBA | Weight g |
|--------------------|-----------------|---------|-----------|---------|-----------|--------------|-------------------------|-----------------|----------|
| KA2206-300E2BMT(L) | 230             | 50/60   | 0.16      | 21      | 2000      | 456          | 1.04                    | 63              | 1250     |
| KA2206-300E1BMT(L) | 230             | 50/60   | 0.23      | 31      | 3200      | 521          | 1.20                    | 66              | 1250     |
| KA2206-300E2BMT(L) | 230             | 50/60   | 0.32      | 46      | 3600      | 586          | 1.34                    | 69              | 1250     |
| KA2206-400E1BMT(L) | 230             | 50/60   | 0.41      | 60      | 4000      | 651          | 1.49                    | 72              | 1250     |

### EC-2072 series

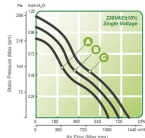
(208 x 208 x 72 mm)  
8.18 x 8.18 x 2.83 inch

Construction: magnesium alloy impeller & frame  
Bearing option: ball bearing  
Connection: Terminal (suit with 0.5 x 5 x 7mm PIN) or Lead wire (suit with 18AWG 1322 Wire)  
Frame: flanged  
Protection: EP  
Options: Designed with optional features  
□RD □TechFG □PWM function



參數表 Specification

| Model               | Rated Voltage V | Freq Hz | Current A | Power W | Speed RPM | Air Flow CFM | Min. static pressure Pa | Sound Noise dBA | Weight g |
|---------------------|-----------------|---------|-----------|---------|-----------|--------------|-------------------------|-----------------|----------|
| KA2072-300CE(18MTL) | 115             | 50/60   | 0.63      | 48      | 2000      | 611          | 0.59                    | 65              | 1580     |
| KA2072-300CE(19MTL) | 115             | 50/60   | 0.95      | 72      | 3200      | 698          | 1.02                    | 72              | 1580     |
| KA2072-300CE(20MTL) | 115             | 50/60   | 1.30      | 100     | 3600      | 796          | 1.14                    | 76              | 1580     |



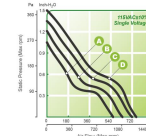
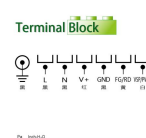
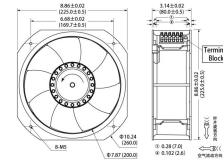
參數表 Specification

| Model               | Rated Voltage V | Freq Hz | Current A | Power W | Speed RPM | Air Flow CFM | Min. static pressure Pa | Sound Noise dBA | Weight g |
|---------------------|-----------------|---------|-----------|---------|-----------|--------------|-------------------------|-----------------|----------|
| KA2072-300CE(20MTL) | 230             | 50/60   | 0.31      | 44      | 2000      | 611          | 0.59                    | 65              | 1580     |
| KA2072-300CE(20MTL) | 230             | 50/60   | 0.45      | 68      | 3200      | 698          | 1.02                    | 72              | 1580     |
| KA2072-300CE(20MTL) | 230             | 50/60   | 0.63      | 88      | 3600      | 796          | 1.14                    | 76              | 1580     |

### EC-2258 series

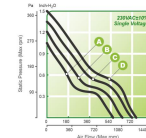
(225 x 225 x 80 mm)  
8.86 x 8.86 x 3.14 inch

Construction: magnesium alloy impeller & frame  
Bearing option: ball bearing  
Connection: terminal block only  
Frame: flanged  
Protection: EP  
Options: Designed with optional features  
□RD □TechFG □PWM function



參數表 Specification

| Model               | Rated Voltage V | Freq Hz | Current A | Power W | Speed RPM | Air Flow CFM | Min. static pressure Pa | Sound Noise dBA | Weight g |
|---------------------|-----------------|---------|-----------|---------|-----------|--------------|-------------------------|-----------------|----------|
| KA2258-300CE(18MTL) | 115             | 50/60   | 0.58      | 42      | 2000      | 550          | 1.05                    | 65              | 1800     |
| KA2258-300CE(19MTL) | 115             | 50/60   | 0.89      | 66      | 3200      | 638          | 1.21                    | 68              | 1800     |
| KA2258-300CE(19MTL) | 115             | 50/60   | 1.31      | 101     | 3600      | 719          | 1.35                    | 71              | 1800     |
| KA2258-400CE(18MTL) | 115             | 50/60   | 1.58      | 124     | 4000      | 750          | 1.50                    | 75              | 1800     |



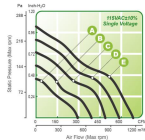
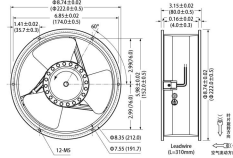
參數表 Specification

| Model               | Rated Voltage V | Freq Hz | Current A | Power W | Speed RPM | Air Flow CFM | Min. static pressure Pa | Sound Noise dBA | Weight g |
|---------------------|-----------------|---------|-----------|---------|-----------|--------------|-------------------------|-----------------|----------|
| KA2258-300CE(20MTL) | 230             | 50/60   | 0.30      | 44      | 2000      | 550          | 1.05                    | 65              | 1800     |
| KA2258-300CE(20MTL) | 230             | 50/60   | 0.44      | 64      | 3200      | 638          | 1.21                    | 68              | 1800     |
| KA2258-300CE(20MTL) | 230             | 50/60   | 0.62      | 85      | 3600      | 719          | 1.35                    | 71              | 1800     |
| KA2258-400CE(20MTL) | 230             | 50/60   | 0.77      | 118     | 4000      | 750          | 1.50                    | 75              | 1800     |

### EC-2208 series

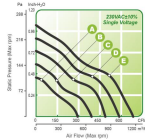
(Φ222 x 80 mm)  
Φ8.74 x 3.15 inch

Construction: magnesium alloy impeller & frame  
Bearing option: ball bearing  
Connection: Terminal (suit with 0.5 x 3.7mm PTH) or Lead wire (suit with 18AWG 1322H Wire)  
Frame: flanged  
Protection: EP  
Options: Designed with optional features  
□RO □TachVFC □PWM function



參數表 Specification

| Model              | Rated Voltage V | Freq Hz | Current A | Power W | Speed RPM | Air Flow CFM | Min. Static Press. (Pa) | Sound Noise (dB) | Weight (g) |
|--------------------|-----------------|---------|-----------|---------|-----------|--------------|-------------------------|------------------|------------|
| KA2208-150E2BMT(L) | 115             | 50/60   | 0.15      | 10      | 1500      | 203          | 0.44                    | 54               | 1400       |
| KA2208-200E2BMT(L) | 115             | 50/60   | 0.24      | 16      | 2000      | 301          | 0.59                    | 60               | 1400       |
| KA2208-250E2BMT(L) | 115             | 50/60   | 0.48      | 34      | 2500      | 458          | 0.74                    | 66               | 1400       |
| KA2208-300E2BMT(L) | 115             | 50/60   | 0.77      | 57      | 3000      | 586          | 0.88                    | 71               | 1400       |
| KA2208-350E2BMT(L) | 115             | 50/60   | 1.10      | 85      | 3500      | 684          | 1.03                    | 76               | 1400       |



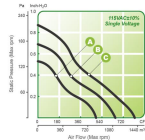
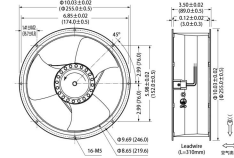
參數表 Specification

| Model              | Rated Voltage V | Freq Hz | Current A | Power W | Speed RPM | Air Flow CFM | Min. Static Press. (Pa) | Sound Noise (dB) | Weight (g) |
|--------------------|-----------------|---------|-----------|---------|-----------|--------------|-------------------------|------------------|------------|
| KA2208-150E2BMT(L) | 230             | 50/60   | 0.09      | 9       | 1500      | 203          | 0.44                    | 54               | 1400       |
| KA2208-200E2BMT(L) | 230             | 50/60   | 0.13      | 16      | 2000      | 301          | 0.59                    | 60               | 1400       |
| KA2208-250E2BMT(L) | 230             | 50/60   | 0.21      | 30      | 2500      | 458          | 0.74                    | 66               | 1400       |
| KA2208-300E2BMT(L) | 230             | 50/60   | 0.37      | 53      | 3000      | 586          | 0.88                    | 71               | 1400       |
| KA2208-350E2BMT(L) | 230             | 50/60   | 0.56      | 84      | 3500      | 684          | 1.03                    | 76               | 1400       |

### EC-2509 series

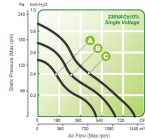
(Φ255 x 89 mm)  
Φ10.03 x 3.50 inch

Construction: magnesium alloy impeller & frame  
Bearing option: ball bearing  
Connection: Terminal (suit with 0.5 x 3.7mm PTH) or Lead wire (suit with 18AWG 1322H Wire)  
Frame: flanged  
Protection: EP  
Options: Designed with optional features  
□RO □TachVFC □PWM function



參數表 Specification

| Model              | Rated Voltage V | Freq Hz | Current A | Power W | Speed RPM | Air Flow CFM | Min. Static Press. (Pa) | Sound Noise (dB) | Weight (g) |
|--------------------|-----------------|---------|-----------|---------|-----------|--------------|-------------------------|------------------|------------|
| KA2509-150E2BMT(L) | 115             | 50/60   | 0.24      | 16      | 1500      | 491          | 0.53                    | 54               | 1660       |
| KA2509-200E2BMT(L) | 115             | 50/60   | 0.50      | 36      | 2000      | 654          | 0.69                    | 60               | 1660       |
| KA2509-250E2BMT(L) | 115             | 50/60   | 0.88      | 67      | 2500      | 816          | 0.87                    | 66               | 1660       |



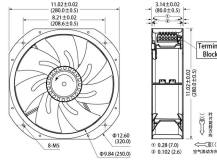
參數表 Specification

| Model              | Rated Voltage V | Freq Hz | Current A | Power W | Speed RPM | Air Flow CFM | Min. Static Press. (Pa) | Sound Noise (dB) | Weight (g) |
|--------------------|-----------------|---------|-----------|---------|-----------|--------------|-------------------------|------------------|------------|
| KA2509-150E2BMT(L) | 230             | 50/60   | 0.13      | 17      | 1500      | 491          | 0.53                    | 54               | 1660       |
| KA2509-200E2BMT(L) | 230             | 50/60   | 0.26      | 36      | 2000      | 654          | 0.69                    | 60               | 1660       |
| KA2509-250E2BMT(L) | 230             | 50/60   | 0.41      | 62      | 2500      | 816          | 0.87                    | 66               | 1660       |

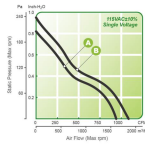
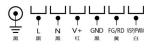
### EC-2880 series

(280 x 280 x 80 mm)  
11.02 x 11.02 x 3.14 inch

Construction: magnesium alloy impeller & frame  
Bearing option: ball bearing  
Connection: terminal block only  
Frame: flanged  
Protection: EP  
Options: Designed with optional features  
□RD□Tach□FG□PWW function

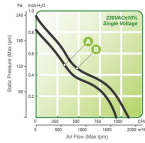


#### Terminal Block



#### 參數表 Specification

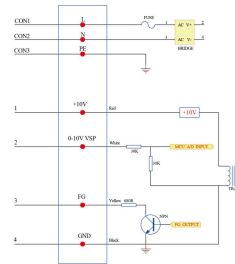
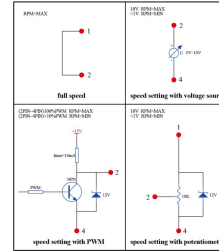
| Model              | Rated Voltage V | Freq Hz | Current A | Power W | Speed RPM | Air Flow CFM | Min. static pressure Pa | Sound Noise dBA | Weight g |
|--------------------|-----------------|---------|-----------|---------|-----------|--------------|-------------------------|-----------------|----------|
| ○ K4286-3XXX(8MTL) | 115             | 50/60   | 1.04      | 79      | 2000      | 941          | 0.52                    | 65              | 2150     |
| ○ K4386-3XXX(8MTL) | 115             | 50/60   | 1.50      | 117     | 3000      | 1086         | 0.95                    | 75              | 2150     |



#### 參數表 Specifications

| Model              | Rated Voltage V | Freq Hz | Current A | Power W | Speed RPM | Air Flow CFM | Min. static pressure Pa | Sound Noise dBA | Weight g |
|--------------------|-----------------|---------|-----------|---------|-----------|--------------|-------------------------|-----------------|----------|
| ○ K4286-3XXX(8MTL) | 230             | 50/60   | 0.50      | 75      | 2000      | 941          | 0.52                    | 65              | 2150     |
| ○ K4386-3XXX(8MTL) | 230             | 50/60   | 0.73      | 112     | 3000      | 1086         | 0.95                    | 75              | 2150     |

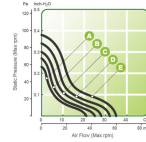

### Control Scheme



### EC-8025 series

(80 x 80 x 25 mm)  
3.15 x 3.15 x 0.98 inch

Construction: magnesium alloy frame & P.B.T impeller  
Bearing option: ball bearing  
Connection: Terminal (suit with 0.5 x 3 x 7mm PFI) or Lead wire (suit with 22AWG 1007F Wire)  
Frame: Flanged  
Protection: EP



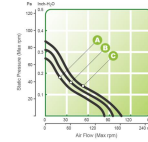
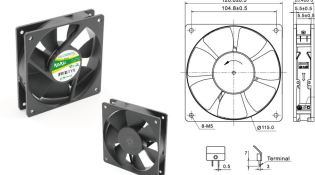
參數表 Specification

| Model              | Rated Voltage V | Freq. Hz | Current A | Power (Max) W | Speed RPM | Air Flow CFM | Max. Stat. Press(hPa) | Sound Noise (dBA) | Weight (g) |
|--------------------|-----------------|----------|-----------|---------------|-----------|--------------|-----------------------|-------------------|------------|
| KA8025-3000S8M7(L) | 100-240         | 50/60    | 0.04-0.04 | 1.6           | 3000      | 21           | 0.23                  | 31                | 175        |
| KA8025-4000S8M7(L) | 100-240         | 50/60    | 0.04-0.05 | 2.5           | 3500      | 25           | 0.27                  | 36                | 175        |
| KA8025-4000S8M7(L) | 100-240         | 50/60    | 0.04-0.06 | 2.8           | 4000      | 28           | 0.30                  | 40                | 175        |
| KA8025-4000S8M7(L) | 100-240         | 50/60    | 0.04-0.07 | 3.0           | 4500      | 32           | 0.34                  | 45                | 175        |
| KA8025-5000S8M7(L) | 100-240         | 50/60    | 0.04-0.08 | 4.0           | 5000      | 35           | 0.38                  | 49                | 175        |

### EC-1225 series

(120 x 120 x 25 mm)  
4.72 x 4.72 x 0.98 inch

Construction: magnesium alloy frame & P.B.T impeller  
Bearing option: ball bearing  
Connection: Terminal (suit with 0.5 x 3 x 7mm PFI) or Lead wire (suit with 22AWG 1007F Wire)  
Frame: Flanged  
Protection: EP



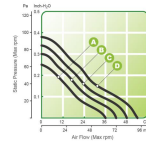

參數表 Specification

| Model              | Rated Voltage V | Freq. Hz | Current A | Power (Max) W | Speed RPM | Air Flow CFM | Max. Stat. Press(hPa) | Sound Noise (dBA) | Weight (g) |
|--------------------|-----------------|----------|-----------|---------------|-----------|--------------|-----------------------|-------------------|------------|
| KA1225-3000S8M7(L) | 100-240         | 50/60    | 0.04-0.04 | 3.5           | 2800      | 83           | 0.27                  | 44                | 226        |
| KA1225-4000S8M7(L) | 100-240         | 50/60    | 0.04-0.05 | 5.1           | 3200      | 95           | 0.31                  | 47                | 226        |
| KA1225-4000S8M7(L) | 100-240         | 50/60    | 0.04-0.07 | 7.7           | 3600      | 107          | 0.35                  | 51                | 226        |

### EC-9225 series

(92 x 92 x 25 mm)  
3.62 x 3.62 x 0.98 inch

Construction: magnesium alloy frame & P.B.T impeller  
Bearing option: ball bearing  
Connection: Terminal (suit with 0.5 x 3 x 7mm PFI) or Lead wire (suit with 22AWG 1007F Wire)  
Frame: Flanged  
Protection: EP



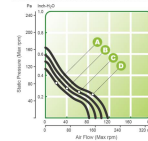

參數表 Specification

| Model              | Rated Voltage V | Freq. Hz | Current A | Power (Max) W | Speed RPM | Air Flow CFM | Max. Stat. Press(hPa) | Sound Noise (dBA) | Weight (g) |
|--------------------|-----------------|----------|-----------|---------------|-----------|--------------|-----------------------|-------------------|------------|
| KA9225-3000S8M7(L) | 100-240         | 50/60    | 0.04-0.05 | 2.3           | 3000      | 36           | 0.25                  | 35                | 181        |
| KA9225-4000S8M7(L) | 100-240         | 50/60    | 0.04-0.06 | 3.0           | 3500      | 42           | 0.30                  | 39                | 181        |
| KA9225-4000S8M7(L) | 100-240         | 50/60    | 0.04-0.07 | 3.3           | 4000      | 46           | 0.34                  | 43                | 181        |
| KA9225-4000S8M7(L) | 100-240         | 50/60    | 0.04-0.09 | 4.8           | 4500      | 54           | 0.38                  | 47                | 181        |

### EC-1238 series

(120 x 120 x 38 mm)  
4.72 x 4.72 x 1.50 inch

Construction: magnesium alloy frame & P.B.T impeller  
Bearing option: ball bearing  
Connection: Terminal (suit with 0.5 x 3 x 7mm PFI) or Lead wire (suit with 22AWG 1007F Wire)  
Frame: Flanged  
Protection: EP  
Options: Designed with optional features: RO: Tach/F.C.; PWM function



參數表 Specification

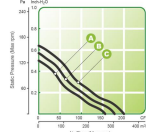

| Model              | Rated Voltage V | Freq. Hz | Current A | Power (Max) W | Speed RPM | Air Flow CFM | Max. Stat. Press(hPa) | Sound Noise (dBA) | Weight (g) |
|--------------------|-----------------|----------|-----------|---------------|-----------|--------------|-----------------------|-------------------|------------|
| KA1238-3000S8M7(L) | 100-240         | 50/60    | 0.04-0.04 | 4.6           | 2800      | 82           | 0.46                  | 45                | 370        |
| KA1238-4000S8M7(L) | 100-240         | 50/60    | 0.04-0.05 | 5.5           | 3200      | 94           | 0.53                  | 48                | 370        |
| KA1238-4000S8M7(L) | 100-240         | 50/60    | 0.04-0.07 | 7.7           | 3600      | 105          | 0.59                  | 52                | 370        |
| KA1238-4000S8M7(L) | 100-240         | 50/60    | 0.04-0.20 | 11.0          | 4000      | 117          | 0.66                  | 56                | 370        |



**EC-17023 series**

(172 x 152 x 38 mm)  
6.77 x 5.98 x 1.49 inch

Construction: magnesium alloy impeller & frame  
Bearing option: ball bearing  
Connection: Terminal (suit with 0.5 x 3 x 7mm P/N) or Lead wire (suit with 22AWG 1007F Wire)  
Frame: flanged  
Protection: EP  
Options: Designed with optional features RO-TachVFG: PWM function



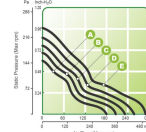

參數表 Specification

| Model             | Rated Voltage | Freq  | Current   | Power (Max) | Speed (RPM) | Air Flow (CFM) | Max. Static Pressure (H <sub>2</sub> O) | Sound Noise (dB) | Weight (g) |
|-------------------|---------------|-------|-----------|-------------|-------------|----------------|---|------------------|------------|
| KA17023-3002E8MFL | 100-240       | 50/60 | 0.18-0.25 | 14          | 2900        | 150            | 0.50                                    | 56               | 560        |
| KA17023-3002E8MFL | 100-240       | 50/60 | 0.11-0.17 | 20          | 3200        | 178            | 0.57                                    | 58               | 560        |
| KA17023-3002E8MFL | 100-240       | 50/60 | 0.16-0.17 | 28          | 3600        | 200            | 0.64                                    | 60               | 560        |

**EC-17025 series**

(172 x 150 x 51 mm)  
6.77 x 5.90 x 2.00 inch

Construction: magnesium alloy impeller & frame  
Bearing option: ball bearing  
Connection: Terminal (suit with 0.5 x 3 x 7mm P/N) or Lead wire (suit with 22AWG 1007F Wire)  
Frame: flanged  
Protection: EP  
Options: Designed with optional features RO-TachVFG: PWM function



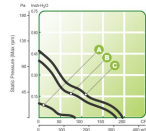
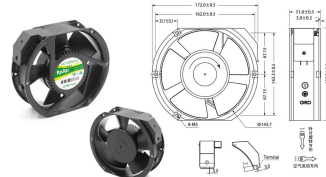
參數表 Specification

| Model             | Rated Voltage | Freq  | Current   | Power (Max) | Speed (RPM) | Air Flow (CFM) | Max. Static Pressure (H <sub>2</sub> O) | Sound Noise (dB) | Weight (g) |
|-------------------|---------------|-------|-----------|-------------|-------------|----------------|---|------------------|------------|
| KA17025-3002E8MFL | 100-240       | 50/60 | 0.09-0.21 | 11          | 2000        | 100            | 0.60                                    | 57               | 710        |
| KA17025-3002E8MFL | 100-240       | 50/60 | 0.10-0.21 | 16          | 3200        | 206            | 0.69                                    | 60               | 710        |
| KA17025-3002E8MFL | 100-240       | 50/60 | 0.14-0.47 | 23          | 3600        | 232            | 0.77                                    | 63               | 710        |
| KA17025-4002E8MFL | 100-240       | 50/60 | 0.16-0.60 | 28          | 4000        | 258            | 0.86                                    | 66               | 710        |
| KA17025-4002E8MFL | 100-240       | 50/60 | 0.24-0.60 | 41          | 4500        | 290            | 0.97                                    | 71               | 710        |

**EC-1725 series**

(172 x 150 x 51 mm)  
6.77 x 5.90 x 2.00 inch

Construction: magnesium alloy impeller & frame  
Bearing option: ball bearing  
Connection: Terminal (suit with 0.5 x 3 x 7mm P/N) or Lead wire (suit with 22AWG 1007F Wire)  
Frame: flanged  
Protection: EP



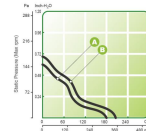
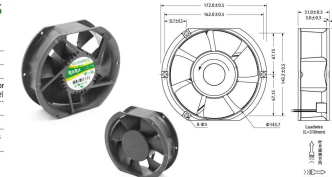
參數表 Specification

| Model            | Rated Voltage | Freq  | Current   | Power (Max) | Speed (RPM) | Air Flow (CFM) | Max. Static Pressure (H <sub>2</sub> O) | Sound Noise (dB) | Weight (g) |
|------------------|---------------|-------|-----------|-------------|-------------|----------------|---|------------------|------------|
| KA1725-1402E8MFL | 100-240       | 50/60 | 0.13-0.24 | 9           | 1400        | 84             | 0.70                                    | 64               | 600        |
| KA1725-2702E8MFL | 100-240       | 50/60 | 0.10-0.21 | 15          | 2700        | 181            | 0.40                                    | 56               | 600        |
| KA1725-3002E8MFL | 100-240       | 50/60 | 0.09-0.43 | 18.5        | 3000        | 196            | 0.47                                    | 58               | 600        |

**EC-17025/BMC series**

(172 x 150 x 51 mm)

Construction: P.B.T Impeller & frame  
Bearing option: ball bearing  
Connection: Terminal (suit with 0.5 x 3 x 7mm P/N) or Lead wire (suit with 22AWG 1332V Wire)  
Frame: flanged  
Protection: EP  
Options: Designed with optional features RO-TachVFG: PWM function



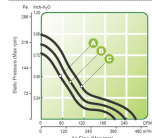
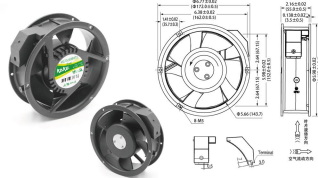
參數表 Specification

| Model             | Rated Voltage | Freq  | Current   | Power (Max) | Speed (RPM) | Air Flow (CFM) | Max. Static Pressure (H <sub>2</sub> O) | Sound Noise (dB) | Weight (g) |
|-------------------|---------------|-------|-----------|-------------|-------------|----------------|---|------------------|------------|
| KA17025-3002E8MFL | 100-240       | 50/60 | 0.10-0.24 | 14          | 2000        | 100            | 0.60                                    | 57               | 750        |
| KA17025-3002E8MFL | 100-240       | 50/60 | 0.12-0.38 | 18          | 3200        | 206            | 0.69                                    | 60               | 750        |

**EC-1725/s series**

( $\Phi$ 172 x 55 mm)  
6.77 x 2.16 inch

Construction: magnesium alloy impeller & frame  
Bearing option: ball bearing  
Connection: Terminal (suit with 0.5 x 3 x 7mm PHW) or Lead wire (suit with 22AWG 1007H Wire)  
Frame: flanged  
Protection: EP  
Options: Designed with optional features  
RO-Tachy-FG-PWM function



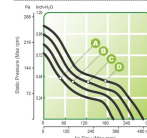
參數表 Specification

| Model            | Rated Voltage (V) | Freq (Hz) | Current (A) | Power (W) | Speed (RPM) | Max. Air Flow (CFM) | Max. Static Pressure (inH <sub>2</sub> O) | Sound (dBA) | Weight (g) |
|------------------|-------------------|-----------|-------------|-----------|-------------|---------------------|---|-------------|------------|
| KA1725-300028MTL | 100-240           | 50/60     | 0.11-0.12   | 17        | 2800        | 207                 | 0.74                                      | 60          | 860        |
| KA1725-320028MTL | 100-240           | 50/60     | 0.15-0.14   | 25        | 3200        | 236                 | 0.84                                      | 63          | 860        |
| KA1725-360028MTL | 100-240           | 50/60     | 0.21-0.15   | 36        | 3600        | 266                 | 0.95                                      | 66          | 860        |

**EC-1725/s C series**

(172 x 150 x 55 mm)  
6.77 x 5.90 x 2.16 inch

Construction: magnesium alloy impeller & frame  
Bearing option: ball bearing  
Connection: Lead wire (suit with 22AWG 1007H Wire)  
Frame: flanged  
Protection: EP  
Options: Designed with optional features  
RO-Tachy-FG-PWM function



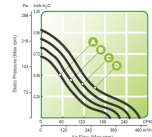

參數表 Specification

| Model             | Rated Voltage (V) | Freq (Hz) | Current (A) | Power (W) | Speed (RPM) | Max. Air Flow (CFM) | Max. Static Pressure (inH <sub>2</sub> O) | Sound (dBA) | Weight (g) |
|-------------------|-------------------|-----------|-------------|-----------|-------------|---------------------|---|-------------|------------|
| KA1725C-300028MTL | 100-240           | 50/60     | 0.16-0.31   | 15        | 2000        | 106                 | 0.74                                      | 58          | 730        |
| KA1725C-320028MTL | 100-240           | 50/60     | 0.15-0.42   | 21        | 3200        | 224                 | 0.84                                      | 61          | 730        |
| KA1725C-360028MTL | 100-240           | 50/60     | 0.18-0.64   | 31        | 3600        | 252                 | 0.95                                      | 64          | 730        |
| KA1725C-400028MTL | 100-240           | 50/60     | 0.22-0.78   | 39        | 4000        | 280                 | 1.05                                      | 67          | 730        |

**EC-1725/s B series**

(172 x 150 x 55 mm)  
6.77 x 5.90 x 2.16 inch

Construction: magnesium alloy impeller & frame  
Bearing option: ball bearing  
Connection: Lead wire (suit with 22AWG 1007H Wire)  
Frame: flanged  
Protection: EP  
Options: Designed with optional features  
RO-Tachy-FG-PWM function



參數表 Specification

| Model             | Rated Voltage (V) | Freq (Hz) | Current (A) | Power (W) | Speed (RPM) | Max. Air Flow (CFM) | Max. Static Pressure (inH <sub>2</sub> O) | Sound (dBA) | Weight (g) |
|-------------------|-------------------|-----------|-------------|-----------|-------------|---------------------|---|-------------|------------|
| KA1725B-300028MTL | 100-240           | 50/60     | 0.11-0.11   | 16        | 2800        | 194                 | 0.63                                      | 59          | 700        |
| KA1725B-320028MTL | 100-240           | 50/60     | 0.15-0.43   | 22        | 3200        | 221                 | 0.79                                      | 62          | 700        |
| KA1725B-360028MTL | 100-240           | 50/60     | 0.18-0.67   | 32        | 3600        | 249                 | 0.89                                      | 65          | 700        |
| KA1725B-400028MTL | 100-240           | 50/60     | 0.22-0.78   | 37        | 4000        | 277                 | 0.99                                      | 68          | 700        |